





# Who We Are

## Our Vision

To be an innovative community that builds trust, provides quality service, and collaborates with partners to support learning and growth.

## Our Mission

ESC Region 11 supports stakeholders in preparing all learners for tomorrow's opportunities.

## Our Purpose

To lead and to serve.

# Who Do We Serve?

**Counties:** 10

**Public School Districts:** 76

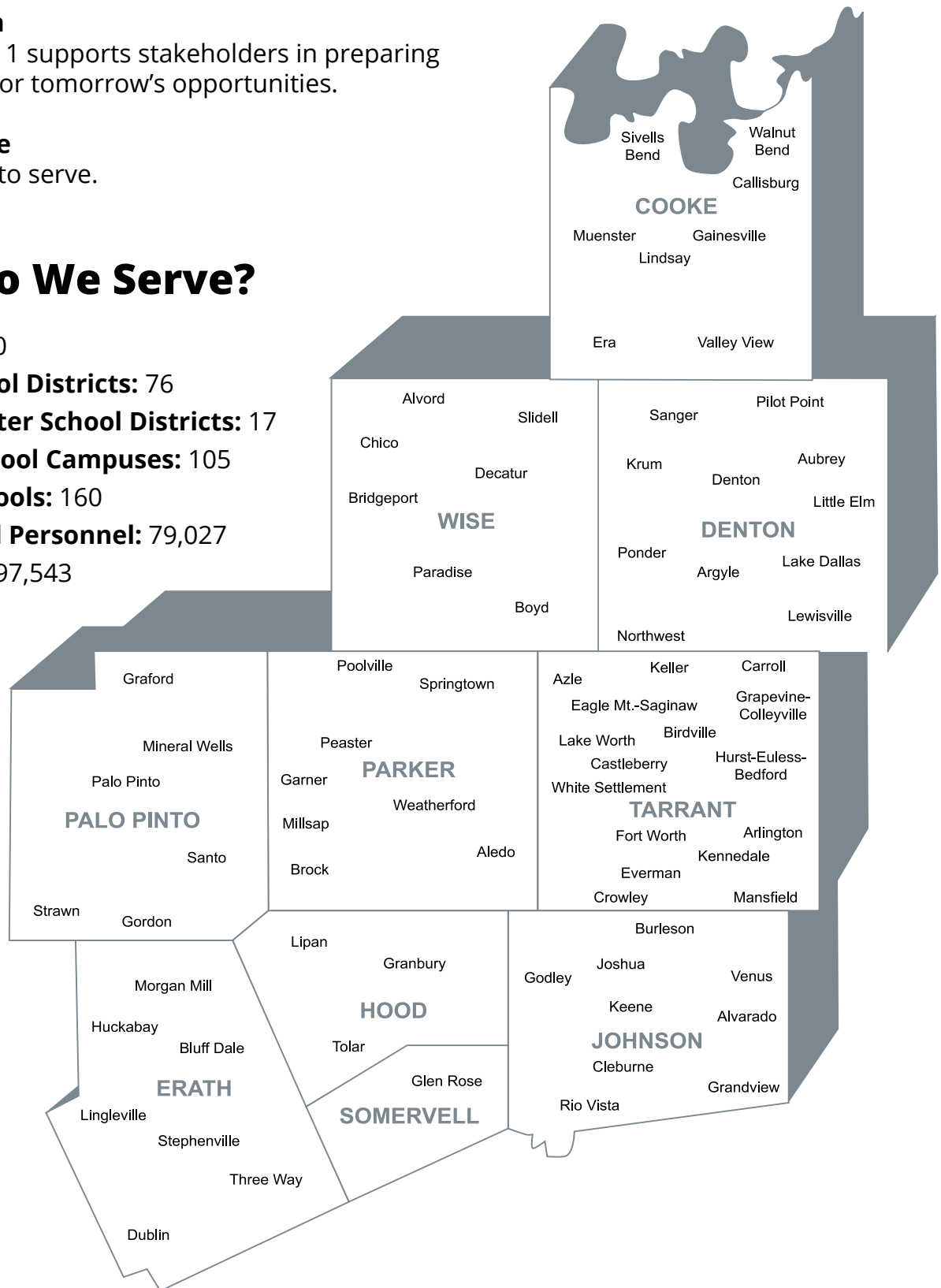
**Public Charter School Districts:** 17

**Charter School Campuses:** 105

**Private Schools:** 160

**Educational Personnel:** 79,027

**Students:** 597,543



# District and Charter Enrollment and Staff 2022-23

Students by Grade	Enrollment	Percent
Early Education	2,973	0.5
Prekindergarten	22,827	3.8
Kindergarten	39,238	6.6
Grade 1	42,278	7.0
Grade 2	41,643	7.0
Grade 3	42,162	7.0
Grade 4	42,269	7.0
Grade 5	42,406	7.1
Grade 6	42,387	7.1
Grade 7	43,555	7.3
Grade 8	45,462	7.6
Grade 9	54,147	9.1
Grade 10	49,454	8.3
Grade 11	44,541	7.5
Grade 12	42,201	7.0
<b>Total Region 11 Enrollment</b>	<b>597,543</b>	

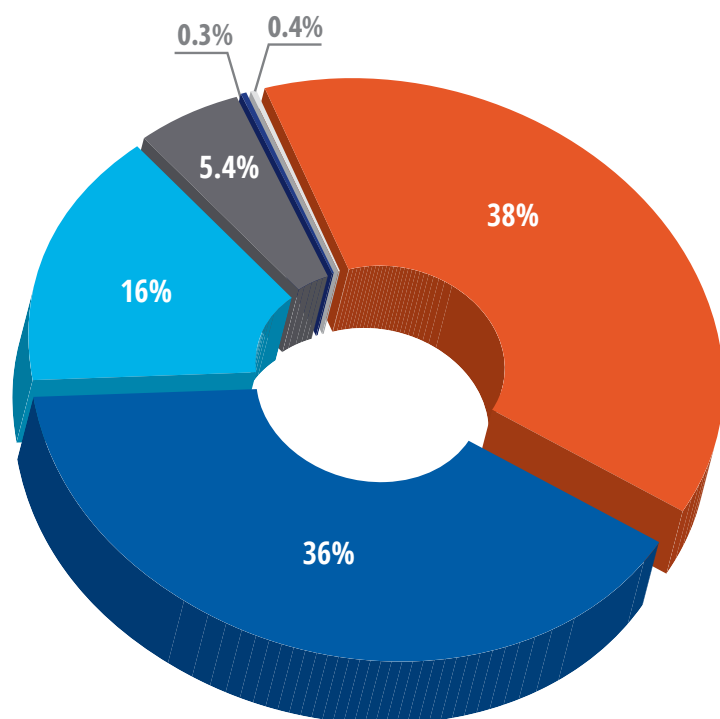
Sources: 2022-23 Texas Education Agency PEIMS data  
2021-22 Texas Education Agency TAPR

Size by Enrollment	
50,000+	2
25,000-49,999	5
10,000-24,999	6
5,000-9,999	11
3,000-4,999	11
1,600-2,999	11
1,000-1,599	10
500-999	14
Under 500	23
Staff Profile 2020-2021	
Teachers	41,521
Support Staff	9,151
Administrators	3,642
Professional Staff	54,315
Paraprofessional Staff	7,925
Auxiliary Staff	16,788
<b>Total Staff</b>	<b>79,027</b>

Staff Demographics	
Teachers by Ethnicity	
African American	3,939.7
Hispanic	5,819.7
White	29,918.2
American Indian	177.7
Asian	629.7
Pacific Islander	35.2
Two or More Races	507.8
Teachers by Gender	
Female	31,535.1
Male	9,493.0
Teachers by Highest Degree	
No Degree	323.3
Bachelor's	29,233.4
Master's	11,126.4
Doctorate	345.1

## Our Student Population

- 597,543
- **Economically disadvantaged:** 51%
- **English Language Learners:** 18.4%



### Students by Ethnicity

- Black or African American - 16%
- Asian - 5.4%
- Pacific Islander - 0.3%
- American Indian or Alaska Native - 0.4%
- Hispanic - 38%
- White - 36%

Based on the 2022-23 PEIMS Standard Reports

# ESC Region 11 Charter Schools Served

Arlington Classics Academy – Arkansas Campus  
Arlington Classics Academy – Middle  
Arlington Classics Academy – Intermediate  
BASIS Benbrook  
Brazos River Charter School  
Chapel Hill Academy  
Coastal Horizons Academy (Shoreline)  
Crosstimbers Academy  
Denton Classical Academy  
East Fort Worth Montessori Academy  
Fort Worth Academy of Fine Arts  
Fort Worth Academy of Fine Arts Elementary  
Founders Classical Academy  
Founders Classical Academy Corinth (K-5)  
Founders Classical Academy Corinth (6-12)  
Founders Classical Academy Denton  
Founders Classical Academy of Flower Mound  
Founders Classical Academy of Fort Worth  
Founders Classical Academy – Online  
Great Hearts Arlington  
Great Hearts Lakeside  
Great Hearts Prairie View  
Harmony School of Innovation – Fort Worth  
Harmony School of Innovation – Euless  
Harmony Science Academy – Euless  
Harmony Science Academy – Fort Worth  
Huston Academy  
IDEA Achieve Academy  
IDEA Achieve College Preparatory  
IDEA Edgecliff Academy  
IDEA Edgecliff College Preparatory  
IDEA Rise Academy  
IDEA Rise College Preparatory  
IDEA Southeast Academy  
IDEA Southeast College Preparatory  
Ignite Community School – Fort Worth  
ILTexas Arlington Elementary  
ILTexas Arlington Middle  
ILTexas Arlington Grand Prairie High  
ILTexas Keller Elementary  
ILTexas Keller Middle  
ILTexas Keller Saginaw High  
ILTexas North Richland Hills Elementary  
ILTexas North Richland Hills Middle  
ILTexas Saginaw Elementary  
ILTexas Saginaw Middle  
ILTexas Woodhaven Elementary  
ILTexas Woodhaven Middle  
iSchool of Lewisville (K-5 Campus)  
iSchool of Lewisville (6-12 Campus)  
iSchool Virtual Academy of Texas  
Jean Massieu Academy  
Lake Granbury Academy

Manara STEM Academy – Arlington  
Newman International Academy Arlington  
Newman International Academy Arlington Gibbins  
Newman International Academy Bethlehem  
Newman International Academy Cedar Hill  
Newman International Academy Fort Worth  
Newman International Academy Mansfield  
Newman International Academy Mansfield East  
Newman International Academy Watauga  
North Texas Collegiate Academy – East Campus  
North Texas Collegiate Academy – North Campus  
North Texas Collegiate Academy – South Campus  
Premier High School – Arlington  
Premier High School – Comanche/Early  
Premier High School – Fort Worth  
Premier High School – Fort Worth (Jacksboro)  
Premier High School – Fort Worth (Southside)  
Premier High School – Granbury  
Richard Milburn Academy Fort Worth  
Rocketship Dennis Dunkins Elementary  
Texans Can Academy – Fort Worth Lancaster Avenue  
Texans Can Academy – Fort Worth Westcreek  
Texas Leadership of Arlington  
Texas School of the Arts  
Treetops School International  
Trinity Basin Preparatory  
Trinity Basin Preparatory – Bolt (Fort Worth)  
Trinity Basin Preparatory – Fort Worth (Pafford)  
Trinity Basin Preparatory – Fort Worth (Panola)  
Trinity Basin Preparatory – HPA South  
Trinity Basin Preparatory – HPA Upper School  
Trinity Basin Preparatory – HPA West  
Trinity Charter Schools – Fort Worth Campus  
Trinity Charter Schools – Fort Worth Campus (E. Seminary)  
Trivium Academy  
Uplift Ascend  
Uplift Ascend Middle  
Uplift Ascend Preparatory High School  
Uplift Crescendo Preparatory  
Uplift Elevate Preparatory Middle  
Uplift Elevate Preparatory School  
Uplift Meridian School  
Uplift Mighty High School  
Uplift Mighty Middle  
Uplift Mighty School  
Uplift Summit International High School  
Uplift Summit International Middle  
Uplift Summit International Primary  
Westlake Academy  
Winfree Academy Charter School (Lewisville)  
Winfree Academy North Richland Hills  
University of Texas – Clearfork Academy  
University of Texas – Clearfork Academy South

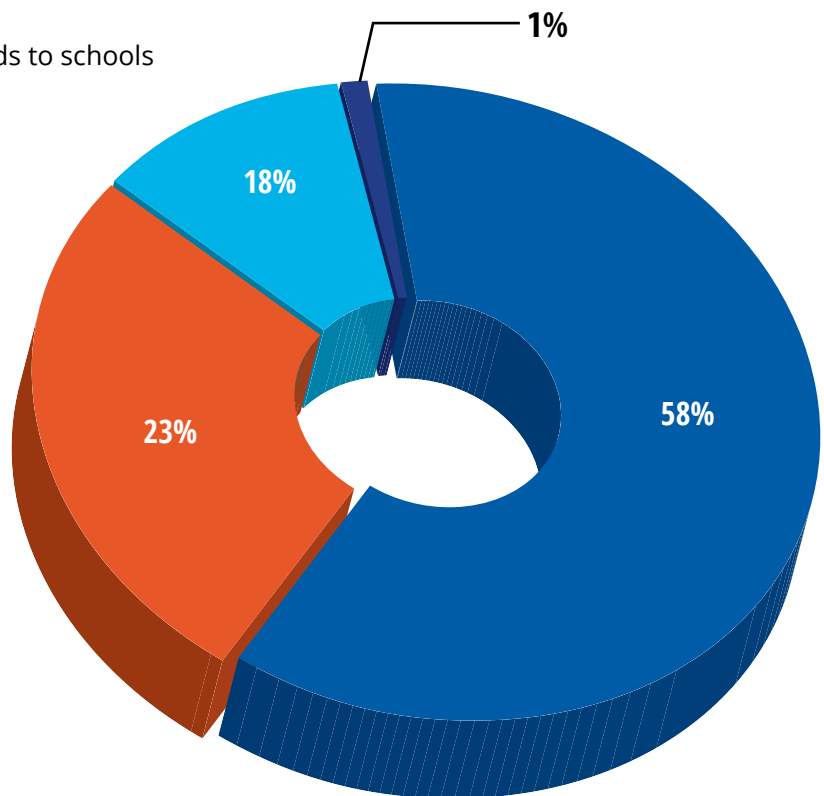
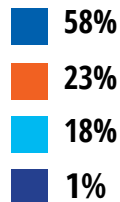


# ESC Funding

ESCs receive funding from three sources: the federal government, the state government, and through local funds. With these funds, we are able to hire and maintain quality staff, operate a comfortable training facility that can accommodate the needs of district personnel throughout the region, and provide state-of-the-art training equipment and technology. In addition, we work hard to utilize every dollar of funding in order to provide the best programs and services either free of charge or at reduced fees. We form cooperatives that allow for bulk purchasing of items or services and develop specialized services at reduced fees in order to meet the needs of our school districts.

## 2022-23 Budgeted Revenues (\$45.3 million)

- **Local = 58%**  
Generated through sales of services
- **Federal = 23%**  
Managed by the ESC as flow-through funds to schools for legally designated purposes
- **State Base = 1%**  
Core services and services to improve 1 student performance
- **State Other = 18%**  
Managing state grants/initiatives



*\*These are pre-audit numbers that have not been finalized.*



# Superintendent Feedback



## Programs and Services

ESC Region 11 offers programs and services to school districts and charter schools in the region. In addition, customized services are available based on the individual needs of districts or campuses.

Programs and services include:

- Administrators and Leadership
- Alternative Certification and Training
- Business & Financial Services
- Curriculum, Instruction and Assessment
- Federal Programs Support
- School Support Services
- Special Education
- Technology

## Training at a Glance • 2021-2022

- Individuals Trained  
310,048
- Technical Assistance Hours  
64,143
- Participant Credit Hours  
499,620
- Number of Sessions Offered  
2,345

# 140+

total number of programs and services

# \$44,935,726

total district cost savings

# 99%

positive approval rating  
on workshop evaluations

# 2022-2023

*at a Glance*

**64,143**



Technical  
assistance  
hours  
provided

**310,048**

Individuals  
trained  
during 2022-23  
school year




**850**

distance learning  
sessions provided



**280,564**

participants  
trained via  
distance learning



**2,345**

Total  
Training Sessions

**556**



SCHOOL BOARD  
MEMBERS TRAINED

**499,620**

participant  
credit hours  
awarded



**88**

Teachers honored  
at the 2023 Teacher of  
the Year Awards Banquet




# 2022-2023

*at a Glance*

# 30,381

individual contacts made  
for technical support



Expanded access to  
healthcare to

# 15,503

students through  
COVID-19 Crisis  
Response Grant



# 512,000+

Students Served



# 776

Safety Audits  
conducted in  
Region 11 districts

McKinney-Vento Grant offers services to

# 3,794

students  
experiencing  
homelessness





EDUCATION SERVICE CENTER  
**REGION11**

1451 S. Cherry Lane, White Settlement, TX 76108